

Banks and Bank Systems
International Research Journal
Volume 6, Issue 4, 2011

Issued from 2006

Published quarterly

ISSN 1816-7403

ISSN online 1991-7074

Head of the Editorial Board

Prof. Anatoliy Yepifanov

The journal examines the processes of banking systems development in the countries of the world and individual banks; their transformation influenced by globalization and liberalization processes. It also addresses the problems of maintaining a competitive edge.

Address:

Publishing Company
“Business Perspectives”
Dzerzhynsky lane 10,
Sumy 40022 Ukraine

E-mail: head@businessperspectives.org

URL: <http://www.businessperspectives.org>

The authors are responsible for the reliability of information which materials published contain.

© Publishing Company “Business Perspectives”, 2011

Copyright: All rights reserved. No part of this publication may be reproduced, stored, transferred, advertised, demonstrated, adapted, rearranged, translated in any form or bought by any means. This also concerns the distribution, disposition, property renting, commercial renting, or any other kind of renting, reprinting, siting, importing or public demonstration. In case of reprinting and reproduction of the materials the prior written permission of the Publisher is required. The above-named requirements should be also referred to non-profit basis as well as any free access to the previous, current and future issues of the publication.

Head of the Editorial Board

Anatoliy Yepifanov, Dr., Professor, Honored Economist of Ukraine, Rector of Ukrainian Academy of Banking of the National Bank of Ukraine (Ukraine)

Advisory Board

Giovanni Barone-Adesi, Ph.D., Professor of Financial Theory, Faculty of Economics, University of Lugano (Università della Svizzera Italiana) and Director of the Institute of Finance (Switzerland)

Jan Gluchowski, Dr., Professor, Rector of The Torun Banking School (Poland)

George G. Kaufman, Ph.D, Dr., Professor of Finance and Economics, Director of the Center for Financial and Policy Studies, School of Business Administration, Loyola University Chicago (USA)

Marco J. Menichetti, Dr., Professor, Department of Business Administration, Banking and Financial Management, Institute for Financial Services, University of Liechtenstein (Germany)

Daniel Stavarek, Ph.D., Dr., Associate Professor, Head of Department of Finance, Silesian University, School of Business Administration (Czech Republic)

Tatjana Volkova, Dr., Professor, Rector of BA School of Business and Finance (Latvia)

Editorial Board

H. Abdou, Lecturer in Finance & Banking, Associate of the Higher Education Academy, Salford Business School, The University of Salford – a Greater Manchester University (UK)

M.M. Ali, Ph.D., Professor and Chairman of School of Business, Atish Dipankar University of Science and Technology (Bangladesh)

E. Altman, Professor of Finance, Stern School of Business, New York University, Director of the Credit and Fixed Income Research Program, NYU Salomon Center (USA)

M. Anolli, Dean of School of Banking, Finance and Insurance, Catholic University of Sacro Cuore (Italy)

O. Baranovsky, Dr., Professor, Head of Department of Researches of Financial Markets Development and Regulation, Institute of Economics and Forecasting of NAS of Ukraine (Ukraine)

J.B. Bexley, Ph.D., Chairholder of the Smith-Hutson Endowed Chair of Banking, Sam Houston State University, Huntsville (USA)

M.I. Blejer, Director of Center for Central Banking Studies, Bank of England (UK)

K. Bröker, Dr., Professor, Attorney at Law, Law Office Prof., Dr. Bröker (Germany)

S.G. Cecchetti, Professor of International Economics and Finance, International Business School, Brandeis University, Director of Research, Rosenberg Institute for Global Finance (USA)

J.A. Consiglio, Dr., Department of Banking and Finance, Faculty of Economics, Management & Accountancy, The University of Malta, and Chairman of the Income Tax Tribunal of Special Commissioners (Malta)

V. Geyets, Dr., Professor, the Academician of NAS of Ukraine (Department of Economics), Director of Institute

of Economics and Forecasting of NAS of Ukraine, Head of the Board of the National Bank of Ukraine (Ukraine)

I. Hasan, Cary L. Wellington Professor of Finance, Director of the International Center for Financial Research, Lally School of Management and Technology, Rensselaer Polytechnic Institute (USA)

M.K. Hassan, Dr., Professor, Department of Economics and Finance, University of New Orleans (USA)

E. Hüpkens, Head of Regulation, Swiss Federal Banking Commission (Switzerland)

Y.H. Kim, Professor of Finance and Department Head, College of Business, University of Cincinnati (USA)

R. Kirstein, Dr., Professor of Economics of Business and Law, Otto-von-Guericke-University Magdeburg (Germany)

T.W. Koch, SCBA Chair of Banking & Professor of Finance, Moore School of Business, University of South Carolina (USA)

O. Kozmenko, Dr., Professor, Ukrainian Academy of Banking of the National Bank of Ukraine (Ukraine)

M.K. Lewis, Ph.D., Professor of Banking and Finance, School of Commerce, University of South Australia (Australia)

D.T. Llewellyn, Professor of Money and Banking, Loughborough University (UK)

G. Marotta, Full Professor of Economics, Director of the Graduate Course (Master Degree) in Financial Analysis, Consultancy and Management, University of Modena and Reggio Emilia (Italy)

A. Mullineux, Professor of Global Finance, Department of Accounting and Finance, The Birmingham Business School, The University of Birmingham (UK)

E. Orhaner, Head of Department of Banking and Insurance Education, Faculty of Education of Commerce and Tourism, Gazi University (Turkey)

- L.T. Orlovski**, Dr., Professor of Economics and International Finance, Department of Economics and Finance, Sacred Heart University (USA)
- L. Pawlowicz**, Professor, Gdańsk University, Director of Gdańsk Academy of Banking, Deputy President of the Management Board, Gdańsk Institute of Market Economics (Poland)
- S. Poloucek**, Professor of Finance and Banking, Head of the Department of Finance and Head of the Institute of Doctoral Studies, School of Business Administration in Karviná, Silesian University (Czech Republic)
- A. Reichert**, Professor, Department of Finance, Nance College of Business Administration, Cleveland State University (USA)
- P. Reichling**, Dr., Professor, Department of Banking and Finance at the Otto-von-Guericke-University Magdeburg; Director of the Research Center for Development of Savings Banks, Magdeburg (Germany)
- B. Saltoglu**, Professor of Economics, Department of Economics, Boğaziçi University (Turkey)
- K. Schafer**, Dr., Professor, Chair of Finance and Banking, University of Bayreuth (Germany)
- M.H. Sharma**, Ph.D., Professor of Banking, School of Accounting and Finance, University of the South Pacific (Fiji Islands)
- D. Schönwitz**, Dr., Professor, Rector of the University of Applied Sciences of the Deutsche Bundesbank (Germany)
- M. Sörg**, Professor of Money and Banking, Head of the Institute of Finance and Accounting, University of Tartu (Estonia)
- P. Steiner**, Head of the Institute of Banking and Finance, Graz University (Austria)
- M. Theobald**, Professor of Finance and Investment, Head of Accounting & Finance Subject Group, Birmingham Business School, University of Birmingham (UK)
- J.B. Thomson**, Ph.D., Vice-President and Economist, Research Department, Federal Reserve Bank of Cleveland; Lecturer, Weatherhead School of Management, Case Western Reserve University (USA)
- D. Tripe**, Senior Lecturer at the Department of Finance, Banking & Property; Director of the Center for Banking Studies, Massey University (New Zealand)
- S.C. Valverde**, Full Professor of Economics, University of Granada, Head of Financial Studies of the Spanish Savings Bank Foundation (Spain)
- I. Walter**, Professor of Finance, Stern School of Business, New York University; Director of the Stern Global Business Institute, NYU Stern School of Business (USA)
- L. White**, Ph.D., CTP, Director of Banking Excellence Program and Robert W. Warren Chair of Real Estate, Department of Finance and Economics, College of Business and Industry, Mississippi State University (USA)
- V. Wise**, Ph.D., Associate Professor, Faculty of Business and Law, Deakin Business School, Deakin University (Australia)
- E.L. Yeyati**, Professor of Economics and Finance, School of Business, Torcuato Di Tella University (Argentina)
- H.-Ch. Yu**, Professor of Finance, Chung Yuan Christian University Business School (Taiwan)
- Abdul Nafea Al Zararee**, Dr., Professor, Chairman of Banking and Finance Department, Philadelphia University (Jordan)
- S.A. Zenios**, Professor of Finance and Management Science, University of Cyprus (Cyprus)
- M. Zineldin**, Ph.D., Professor of Economics, Strategic Relationship Management and Marketing, School of Management and Economics, Växjö University (Sweden)

Contents

Serhiy Kozmenko, Oleksiy Plastun	
Mutual influence of the exchange assets: practical aspects	5
Nobuyoshi Yamori, Kozo Harimaya, Kei Tomimura	
The roles of outside directors in cooperative financial institutions: the case of Japan	11
Chu V. Nguyen, Justo Manrique	
Behavior of lending and deposit rates in an economy where conventional and Islamic finance systems coexist: the case of Malaysia	15
Muneesh Kumar, Shalini Kumar, Laurence Porteu de La Morandiere	
Relationship between merger announcement and stock returns: evidence from Indian banking	23
Cao Yong	
The persistence of strong money supply growth in China: the forces of endogenous determinants	33
Sanjay Sehgal, Kumar Bijoy, Florent Deisting	
Modeling and forecasting debt market yields: evidence from India	49
Seok Weon Lee	
Bank risk and effectiveness of insider ownership: the case of Korean banks	64
Joseph Antoine Haskour, Khalid Shams Abdulqader, Rami Zeitun	
Market power in GCC banking sector	73
Namita Rajput, Anu Priya Arora, Baljeet Kaur	
Non-performing assets in Indian public sector banks: an analytical study	84
Maggie X. Fu, Emily U. Sio	
Economies of scale and scope in Macau's banking sector	90
Authors of the issue	98

Serhiy Kozmenko (Ukraine), Oleksiy Plastun (Ukraine)

Mutual influence of the exchange assets: practical aspects

Abstract

The following article considers the practical use of temporary connections that arise between different exchange assets. The concrete recommendations to build a trading strategy based on the theory of market focuses are proposed.

The main idea in this case is that strong positive correlation between two exchange assets let us make a conclusion that in case of big movement in one asset we can wait for equivalent changes in other exchange asset.

The paper proposes the use of two types of correlations between exchange assets: “slow” (used to determine the presence of relationship between exchange assets) and “fast” (used for the definition of divergence and convergence).

Based on the values of “slow” and “fast” correlation decisions on entry and exit positions can be done.

Keywords: exchange assets, correlation analysis, fast correlation, slow correlation, forecast, price dynamic analysis, prediction, market “focus”, arbitrage, speculations.

JEL Classification: G10, G12.

Introduction

This paper considers the practical use of temporary connections that arise between different exchange assets. To evaluate these connections correlation analysis can be used. Using correlation analysis it is possible to determine the presence of connection between different exchange assets, type of this connection, its level and volume of divergence/convergence that appears during price movement. This knowledge gives the opportunities to arbitrage with exchange assets.

The paper is organized in 3 sections. The first one gives a description of arbitrage as a method of trading, using equivalent exchange assets. It is proved that different exchange assets from time to time are connected to each other (dynamics of their movement is almost the same). But mathematically similar exchange assets in short periods of time can diverge in their dynamics. That makes possibilities to arbitrage on these temporary differences.

Section 2 reviews criterions that determine the volume of divergence, as well as confirming the existence of a stable connection between the instruments. It is proposed to use two types of correlation coefficients for these purposes. “Slow” (counted, using daily data, with period of 30 or more) – is to determine the presence of connection between exchange assets, and “fast” (counted, using hourly data, with a period of 12 or less) – used to evaluate temporary differences (divergences). It is proved that normal state of “fast” correlation coefficient is near “slow” coefficient value, but it is always changing, even opposite to “slow” coefficient value. Situation when “fast” correlation differs from “slow” is divergence and the volume of difference is the volume of divergence.

Section 3 is devoted to practical demonstration of trading strategy working. On the concrete example it is

demonstrated how to use strategy to get profit from the arbitrage on market focuses.

1. General approaches to trading strategy formation based on market focuses

In the previous research “Mutual influence of the exchange assets: analysis and estimation”, published in *Banks and Bank Systems*, Volume 6, Issue 2, 2011, we’ve shown that at the certain periods of time in the exchange markets establish sufficiently clear connections between different financial instruments. High correlation between them leads a low-risk trading, based on arbitrage.

Arbitrage is a simultaneous purchase and sale of identical or equivalent financial instruments or commodity futures in order to benefit from the mismatch of their price ratios.

Take as an example the currency pair euro/dollar (EUR/USD) and oil futures (their dynamics in 2008). From the point of economic sense these instruments can hardly be called identical or equivalent. However, in terms of mathematics they are temporary almost identical, it is evidenced by the correlation coefficient between them (more than 80%). That means, while the level of correlation between them remains high, we can use arbitrage to earn on divergences in their dynamics.

As for the practical realization of this thesis, we can use the next version of the trading strategy. Firstly, in order to confirm the appropriate level of correlation, we calculate the correlation coefficient, which is based on data from the daily charts. As for the period of time, maximum is a year, but it is more likely to choose smaller period in order to have time to react on the changes of market focuses.

Next step is intraday analysis of the level of correlation between instruments at points when prices diverge (intraday correlation level falls below a certain line) made a simultaneous entry into the

opposite positions – in this case it may be oil buying and the simultaneous sale of an equivalent volume of EUR/USD. Further, when divergence eliminates, at the convergence point (we can also call it the equilibrium point – the moment when the intraday correlation is equal to the average level of correlation between the instruments), the positions are liquidated – with high probability

that one of them will be closed with a loss, and the second – with profit, and, as usual, profit will exceed the losses.

We illustrate a concrete example of how this works. Figure 1 represents price dynamics of oil on December 10, 2008 (hourly chart), Figure 2 shows price dynamics of EUR/USD on December 10, 2008 (hourly chart).

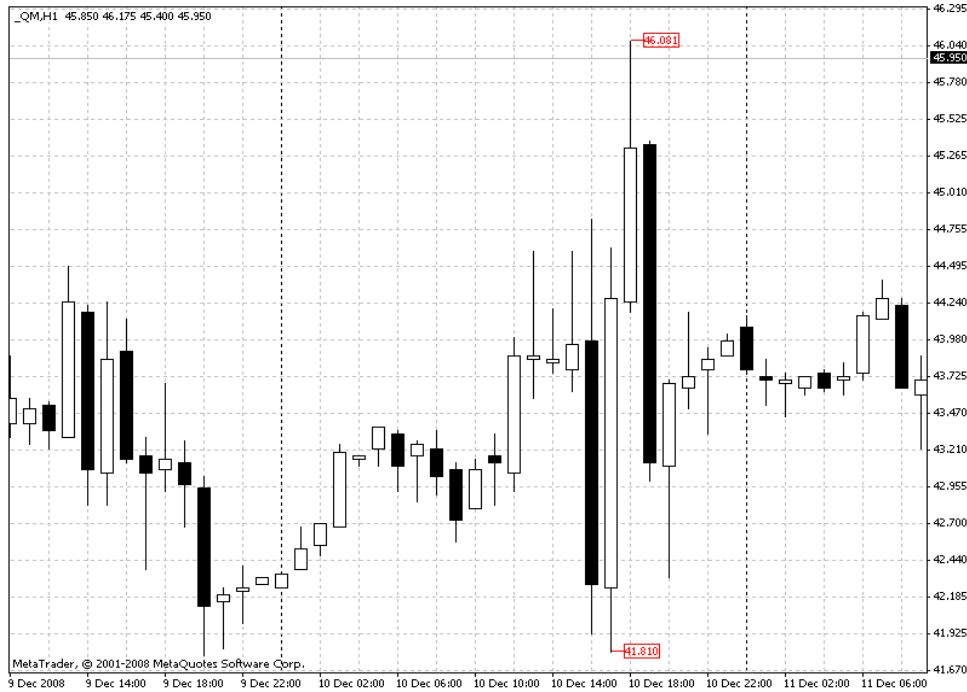


Fig. 1. Price dynamics of oil on December 10, 2008 (hourly chart)

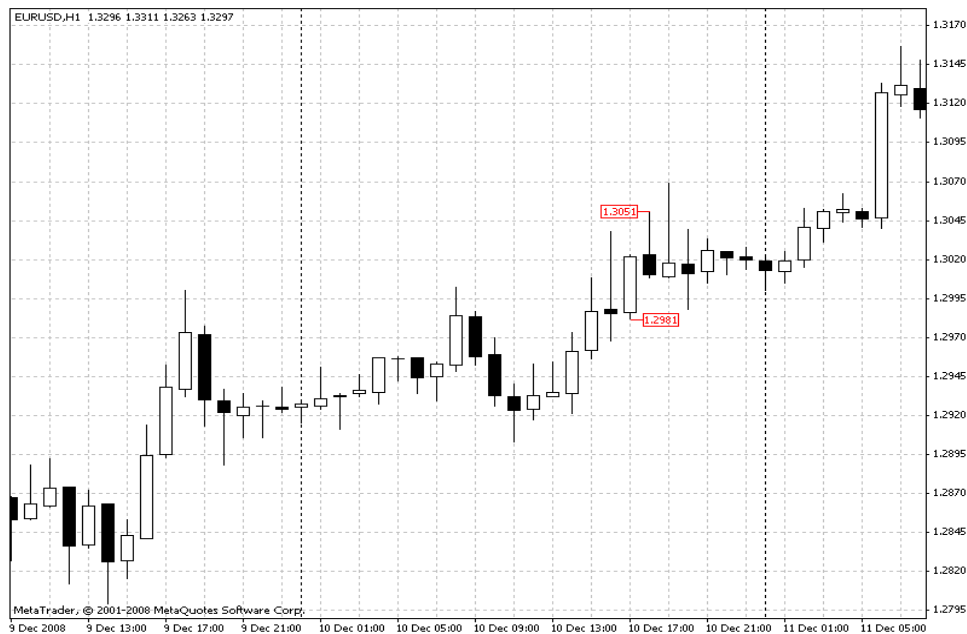


Fig. 2. Price dynamics of currency pair EUR/USD on December 10, 2008 (hourly chart)

According to suggested approaches, on December 10, 2008, nearly 7 p.m, a situation of divergence in oil and EUR/USD price dynamics appears. The driver of divergence was oil, which demonstrated significant reduction in the absence of a similar

reaction from the currency pair EUR/USD. Thus there was a situation of divergence. According to our assumptions, this divergence should be eliminated within a certain period of time. It could be reached by:

1. The faster growth of oil prices relative to the price dynamics of EUR/USD.
2. The bigger fall of the currency pair EUR/USD relative to the price of oil.

On this basis it was possible to make a decision about entering the following positions:

1. Buy oil at a price of 41.8 volume of 0.1 standard lot (volume 0.1 of standard lot called mini lot).
2. Sell EUR/USD at a price of 1.2980 volume of 0.1 lot.

For the next hour there was a convergence, i.e., the alignment of price dynamics. As a result, at the point of maximum convergence the existed positions were closed.

1. Purchase of oil was closed with profit at the price of \$46. The financial result of this transaction is 420 pips, or \$210 (volume of oil mini lot = 50 barrels, so, the financial results in U.S. dollars = $420 * 50 / 100 = 210$).
2. Sell of 0.1 EUR/USD was closed at a price of 1.3050 and brought losses of 70 pips or 70 dollars (for EUR/USD mini lot 70 pips are equivalent to \$70).

So, the overall financial result amounted to $210 - 70 = +\$140$. This example characterizes the trader's optimal action, which in practice probably will not be realized so effectively. Nevertheless, as a first approximation of efficiency of assumptions about divergence/convergence, in our opinion, are confirmed.

This is the basis. Practical implementation should be carried out by developing a trading strategy, which parameters should be determined by retrospective testing.

Thus, we have a general idea – trading on temporary differences in exchange assets, which have rather similar dynamics for a certain period of time.

2. Criteria of convergence/divergence determination

We need a criterion that determines the volume of divergence, as well as confirms the existence of a stable relation between the instruments. Earlier in our research, to substantiate the connection between different types of assets we use the correlation coefficient as a relatively simple, but at the same time, an effective tool for assessing the degree of connection between the instruments, as well as the type of connection (direct or reverse).

In our opinion, the use of correlation coefficients as a criterion for convergence/divergence is simple and effective tool that can be put into the basis for constructing a trading strategy.

It is clear that, on the one hand, we should have information about the general level of correlation between certain instruments, and also there should be information about the current divergence/convergence between exchange assets. General level of correlation tells us that assets are “equal” and arbitrage can be used. Current divergence/convergence between exchange assets shows the volume of imbalance and gives signal to open/close positions.

We propose as a general level of correlation use the correlation coefficient, calculated on the basis of daily price changes with an analysis of data within a certain period (this may be a month (period = 30), quarter (period = 90), half of a year (period = 180), etc. – this parameter – is necessary to determine during the strategy testing). This correlation will be called “slow”.

As an indicator of convergence/divergence correlation coefficient with short time intervals (hour for example), combined with a relatively short period (5, 7, 12, etc. – similar to the previous indicator, the period is necessary to determine during the strategy testing) can be used. This correlation coefficient will be called “fast” correlation.

If the level of overall correlation (slow correlation) between two instruments exceeds, for example, 0.5, the analysis of divergences should be made. And if, for this situation, the coefficient of fast correlation falls below zero – it will be a clear signal about the presence of divergence and signal to enter the positions. When after a certain period of time “fast” correlation reaches the level of the “slow” one, there will be alignment (convergence), it will be a signal to close opened positions.

Before building a strategy, we analyze the principled efficiency of the proposed scheme (algorithm). For this, we demonstrate the dynamics of hourly correlation coefficient (“fast” correlation) between the currency pair EUR/USD and oil with a period of 12 (see Figure 3 and Figure 4).

As we can see, the range of hourly correlation is rather wide and from time to time there appear divergences with the “slow” correlation (the overall level of correlation). Moreover, we note that hourly coefficient tends to eliminate the divergence, i.e., return to equilibrium, which is located in the level of general correlation (“slow” correlation).

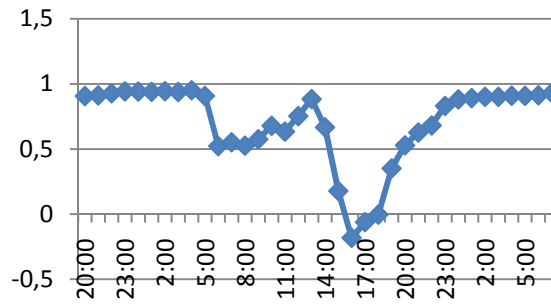


Fig. 3. Dynamics of hourly correlation coefficient during the period of August 19-21, 2008

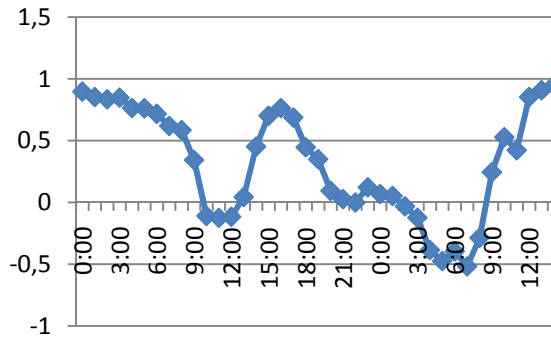


Fig. 4. Dynamics of hourly correlation coefficient during the period of August 25-26, 2008

At this time the level of daily correlation (“slow”) in August 2008 was the following, see Figure 5 (period of correlation = 30 days).

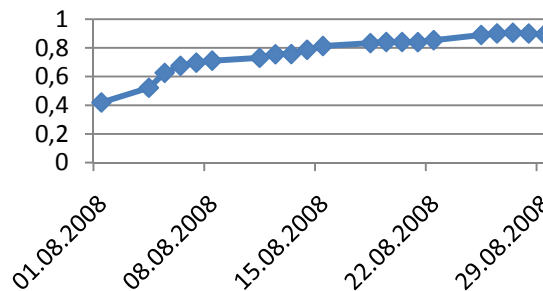


Fig. 5. Dynamics of daily correlation coefficient during the period of August 2008 (period 30 days)

As we see, daily correlation coefficient showed a clear tendency to increase from the level of 0.5 at the beginning of the month to 0.85 at the end. Correlation coefficient indicates the presence of strong connection between these two instruments and this connection only increased in time.

Nevertheless, hourly correlation coefficient periodically showed opposite (to daily correlation) trends, going even into the negative zone. That was abnormal and should have been short-lived. As we can

see from the graphs, they were short-lived. Knowing that the market is periodically exposed to abnormal dynamics, knowing that these anomalies are short term, and most importantly – having the tools to determine their presence, we can build a successful strategy for earning on such situations. Consider the concrete example of such work.

3. Example of trading strategy working

Divergence situation emerged on August 25, 2008. Data on it is shown in Table 1.

Table 1. Data for analysis of the anomaly which appeared on August 25, 2008

Date	Time	EUR/USD	Oil	Fast correlation (hourly, period = 12)	Slow correlation (daily, period = 30)
August 25, 2008	0:00	1.4786	114.125	0.90	0.89
August 25, 2008	1:00	1.4781	114.5	0.85	0.89
August 25, 2008	2:00	1.4725	114	0.83	0.89

Table 1 (cont.). Data for analysis of the anomaly which appeared on August 25, 2008

Date	Time	EUR/USD	Oil	Fast correlation (hourly, period = 12)	Slow correlation (daily, period = 30)
August 25, 2008	3:00	1.4738	114.175	0.85	0.89
August 25, 2008	4:00	1.4736	114.525	0.76	0.89
August 25, 2008	5:00	1.4718	114.475	0.76	0.89
August 25, 2008	6:00	1.4717	114.425	0.72	0.89
August 25, 2008	7:00	1.4713	114.725	0.62	0.89
August 25, 2008	8:00	1.4735	115	0.58	0.89
August 25, 2008	9:00	1.4742	115.475	0.34	0.89
August 25, 2008	10:00	1.4742	115.025	-0.11	0.89
August 25, 2008	11:00	1.4762	115.425	-0.13	0.89
August 25, 2008	12:00	1.4771	115.425	-0.12	0.89
August 25, 2008	13:00	1.4761	115.1	0.04	0.89
August 25, 2008	14:00	1.4789	115.6	0.45	0.89
August 25, 2008	15:00	1.4797	114.975	0.70	0.89
August 25, 2008	16:00	1.4777	114.325	0.76	0.89

The level of daily correlation on August 25, 2008 was 0.89, indicating a very strong connection between the analyzed assets (oil and EUR/USD). The fast correlation (hourly calculated with a period of 12) varied from the level of 0.9 to -0.13. In fact, signal of anomaly has arisen at 10:00, when the level of “fast” correlation became negative. At this point we have a divergence situation and have to open the positions. The question is what kind of a deal (buy or sell) do we have to do and with which instrument. Since the divergence arose over the last 12 hours (fast correlation), we analyze the dynamics of the instruments during this time. The EUR/USD has fallen from the level of 1.4786 to 1.4742, and oil – rose from 114.12 to 115. Thus, to eliminate the anomaly there must have been drop of oil prices, outstripping the EUR/USD potential fall or rise of EUR/USD at a fixed price of oil. So we can go back to the equilibrium state of the system, which has been breached.

Accordingly, at 10:00 we were supposed to sell oil at a price of 115 and buy EUR/USD at 1.4742.

The situation reached normal state around 15:00, when the fast correlation coefficient exceeded 0.5. At that time the price of EUR/USD was 1.4797, and oil – 114.98. At these prices we had to close opened positions.

The financial result of the transactions amounted to 55 dollars for a currency pair EUR/USD and 2.5 dollars profit from the transaction with oil. Thus, on this transaction, we could earn U.S.\$57.5 (assuming of 0.1 lot in a deal, with the volume = 1 lot, the financial result amounted to \$U.S.575, etc.).

Such situation is not unique. If we take “fast” hourly correlation we will take hourly with a period of 12, during the month these divergences/convergences usually appear more than ten times. Considering the variety of currency pairs and potential market fo-

cuses, a strategy that will be build on this approach will produce a sufficiently more signals.

Also this approach gives wide opportunities to predict movements in the cross-currency rates. In fact the presence or absence of significant correlation between the currency pairs that constitute the basis of cross-currency rate gives us the answer to the question – is there a trend or not? In addition, we have the numerical value of trend strength and direction. We can make conclusions about the dynamics of this power (increases or decreases). In essence, this approach eliminates the major weaknesses of most trend indicators – such as the lack of specifics and explicit limits. It gives basis to the formation of a new class of indicators that will be a symbiosis between trend indicators and oscillators, without being in a pure form.

Conclusion

The analysis showed the practical aspects of using “market focuses” theory, generally stated by us in the previous article (“Mutual influence of the exchange assets: analysis and estimation”, *Banks and Bank Systems*, Volume 6, Issue 2, 2011). Using the theory of market focuses, we can determine the exchange assets which are mathematically equivalent. Nevertheless, because of different nature and other specifics, the dynamics of their movement is not always the same (especially on short time intervals). Defining moments of divergence, we can arbitrage – buy and simultaneously sell similar assets to benefit from the mismatch of their price ratios.

The paper sets out specific recommendations for determining the focuses of the market, as well as the mechanism for determining divergence/convergence what gives opportunities for the practical use of theoretical principles outlined in the paper.

References

1. Archive of quotations MetaQuotes [electronic resource] / – Mode of access: <http://www.metaquotes.net>.
2. Schwager, J. Getting Started in Technical Analysis, Wiley (February 4, 1999). – 352 pages
3. Technical Analysis Explained: The Successful Investor's Guide to Spotting Investment Trends and Turning Points, Martin J. Pring, McGraw Hill, 2002.
4. Technical Analysis of Stock Trends, 9th Edition (Hardcover), Robert D. Edwards, John Magee, W.H.C. Bassetti (Editor), American Management Association, 2007.
5. Technical Analysis of the Financial Markets, John J. Murphy, New York Institute of Finance, 1999.
6. Technical Analysis: The Complete Resource for Financial Market Technicians, Kirkpatrick/Dahlquist, 2007.
7. Thomas R. DeMark, The New Science of Technical Analysis, New York: John Wiley & Sons, 1994.
8. Trade Terminal Company ALPARI [electronic resource] / – Mode of access: <http://www.alpari.org>.
9. Williams, B. New Trading Dimensions, Wiley (October 1, 1998). – 288 pages.

Authors of the issue

- Serhiy Kozmenko** – Dr., Professor, Vice-Rector for Research, Ukrainian Academy of Banking of the National Bank of Ukraine (Ukraine)
- Oleksiy Plastun** – Ph.D. Student, Assistant Professor, Department of Accounting and Audit, Ukrainian Academy of Banking of the National Bank of Ukraine (Ukraine)
- Nobuyoshi Yamori** – Ph.D., Professor, Graduate School of Economics, Nagoya University (Japan)
- Kozo Harimaya** – Ph.D., Associate Professor, Faculty of Business Administration, Ritsumeikan University (Japan)
- Kei Tomimura** – Ph.D., Assistant Professor, Faculty of Business Administration, Aichi University (Japan)
- Chu V. Nguyen** – Ph.D., Assistant Professor of Economics, College of Business, University of Houston-Downtown (USA)
- Justo Manrique** – Ph.D., Associate Professor of Economics, FACIS Department Chair, College of Business, University of Houston-Downtown (USA)
- Muneesh Kumar** – Professor, Department of Financial Studies, University of Delhi (India)
- Shalini Kumar** – Associate Professor, Department of Commerce, Keshav Mahavidyalaya, University of Delhi (India)
- Laurence Porteu de La Morandiere** – Professor, Groupe ESC Pau – France (France)
- Cao Yong** – Professor, School of Business, Nanjing University (China)
- Sanjay Sehgal** – Professor, Department of Financial Studies, University of Delhi (India)
- Kumar Bijoy** – Dr., Assistant Professor, Shaheed Sukhdev College of Business Studies, University of Delhi (India)
- Florent Deisting** – Dr., Professor of Economics, Groupe ESC Pau – France (France)
- Seok Weon Lee** – Ph.D. Associate Professor of Finance, Division of International Studies, Ewha Womans University (Korea)
- Joseph Antoine Haskour** – Executive Manager, Operations Projects at Qatar National Bank, (Qatar)
- Khalid Shams Abdulqader** – Department of Finance and Economic, College of Business and Economic, Qatar University, (Qatar)
- Rami Zeitun** – Ph.D., Chair of Research Committee, Assistant Professor of Finance, Department of Finance and Economic, College of Business and Economics (Qatar)
- Namita Rajput** – Associate Professor, Department of Commerce, Sri Aurobindo College, University of Delhi (India)
- Anu Priya Arora** – Assistant Professor of Commerce, Atma Ram Sanatan Dharma College, University of Delhi (India)
- Baljeet Kaur** – Assistant Professor of Commerce, Atma Ram Sanatan Dharma College, University of Delhi (India)
- Maggie X. Fu** – Professor, Ph.D., Associate Professor of Finance, Faculty of Business Administration, University of Macau (China)
- Emily U. Sio** – National Overseas Bann (China)

Submission guidelines for authors

The cover page of a manuscript should contain the **title** and **name(s)** of the author(s). The author's name, degree, position and the place of work as well as contact details (phone number, job or/and personal e-mail) should be provided at the bottom of this page.

1. Abstract preparation guidelines

- 1.1. The abstract (150-200 words) should reflect the conceptual content of the article.
- 1.2. Journal of Economic Literature (JEL) classifications are necessary.

2. The paper main body preparation guidelines

- 2.1. The paper should present the result of independent original research, undertaken by the author; it also should contain the data never published before.
- 2.2. The paper should contain a clear description of research objective and its subject.
- 2.3. The methodology of research should be described in detail.
- 2.4. The author's personal scientific contribution must be grounded in the paper.
- 2.5. The paper should contain basic suggestions on how to solve the problem under study.

3. References in the text

- 3.1. References in the text are made as follows: (Myers, 2000), the former being name of the author, the latter edition year.
- 3.2. Examples of references:
Alchian A., S. Woodward. Reflections on the Theory of the Firm // Journal of Institutional and Theoretical Economics, 1987. – №143. – pp. 110-136.
Berle A.A., G.C. Means. The Modern Corporation and Private Property. – New York: Macmillan, 1932. – 418 pp.
Cremers, K. and Nair, V. (2005). Governance Mechanisms and Equity Prices, *Journal of Finance*, Vol. 60, No. 6, pp. 2859-2894.

4. Manuscript length

- 4.1. The paper should not be less than 2000 words and should not exceed 6000 words.

5. Submission guidelines

Please send your paper using one of the formats listed below:

- 5.1. A soft copy as an MS Word .doc file (all versions accepted) or as .rtf file to:
Journal "Banks and Bank Systems":
Executive Editor: ppmmaineditor@businessperspectives.org
- 5.2. A hard copy supplied with a disc containing a soft copy of the paper to:
Publishing company "Business Perspectives"
Dzerzhynsky lane, 10
Sumy 40022
Ukraine

6. Reviewing process

All papers are refereed by the international competent researchers using a "double-blind" review which is the best practice in papers reviewing.

7. Acceptance fee

We offer a very democratic fee policy to our contributors. We only ask for payment from those authors whose papers have already been reviewed and accepted for publication in the journal.

A joint subscription form 2010/2011

Follow guidelines to complete it.

“PROBLEMS AND PERSPECTIVES IN MANAGEMENT”



For institutional subscribers EURO

Print 595
 Online 395
 Print version + online 795

“INVESTMENT MANAGEMENT AND FINANCIAL INNOVATIONS”



For institutional subscribers EURO

Print version 595
 Online 395
 Print version + online 795

“INNOVATIVE MARKETING”



For institutional subscribers EURO

Print version 545
 Online 370
 Print version + online 680

“BANKS AND BANK SYSTEMS”



For institutional subscribers EURO

Print version 560
 Online 375
 Print version + online 690

“INSURANCE MARKETS AND COMPANIES: ANALYSES AND ACTUARIAL COMPUTATIONS”



For institutional subscribers EURO

Print version 495
 Online 370
 Print version + online 650


“ENVIRONMENTAL ECONOMICS”



For institutional subscribers EURO

Print version 495
 Online 370
 Print version + online 650

“PUBLIC AND MUNICIPAL FINANCE”



For institutional subscribers EURO

Print version 495
 Online 370
 Print version + online 650



WORLD FINANCIAL CRISIS: CAUSES, CONSEQUENCES, WAYS OF OVERCOMING ISBN 978-966-2965-07-0

About the book:

- ◆ Language – English
- ◆ Publisher – "Business Perspectives" Publishing Company
- ◆ Editorship – Serhiy Kozmenko, Tetyana Vasylyeva
- ◆ Year of publishing – December 2009
- ◆ Number of pages – about 400 pages (hardback)

Unit cost:

1. Single copy – 84€.
2. Five and more copies – 80€ each.
3. Ten and more copies – 70€ each.



THE TRUTH ABOUT THE GLOBAL FINANCIAL CRISIS ISBN 978-966-2965-06-3

About the book:

- ◆ Author – Omar Masood
- ◆ Language – English
- ◆ publisher – "Business Perspectives" Publishing Company
- ◆ Year of publishing – December 2009
- ◆ Number of pages – about 150 pages (paperback)

Unit cost: one copy – 30€.



CENTRALIZATION OF TREASURY MANAGEMENT ISBN 978-966-2965-08-7

About the book:

- ◆ Authors – Petr Polák (Chapters 1-11), Ivan Klusáček (Chapter 12)
- ◆ Language – English
- ◆ Publisher – "Business Perspectives" Publishing Company
- ◆ Year of publishing – February 2010
- ◆ Number of pages – about 100 pages (paperback)

Unit cost: one copy – 34€.

Underline one of the payment methods you prefer, and write the amount to pay (if you prefer, you can pay by one check/bank transfer to subscribe to all the journals):

1. I enclose a check for USD / EURO _____;
2. Send me an invoice for USD / EURO _____.

Write your contact details here:

Name _____ Institution _____
 Address _____ E-mail _____ Tel _____ Signature _____

Please, send this form (with the check if you prefer to pay by check) at:

Ms. Lyudmyla Ostapenko
 Publishing company "Business Perspectives"
 Dzerzhynsky lane, 10, Sumy, 40022 Ukraine
 E-mail: head@businessperspectives.org