

LE MANS UNIVERSITY  
FACULTY OF LAW, ECONOMICS AND MANAGEMENT  
(Le Mans, France)

INTERNATIONAL SCIENTIFIC CONFERENCE  
**ANTI-CRISIS MANAGEMENT:  
STATE, REGION, ENTERPRISE**

November 17th, 2017

**Proceedings of the Conference**

**Part I**

**Le Mans  
2017**

## Organising Committee

<b>Xavier Fairise</b>	Dr. of Economy, Professor, Vice Dean for Economics and Management, Le Mans University, France;
<b>Ahmed Tritah</b>	Dr. of Management and Administration, Associate Professor of Management, Le Mans University, France;
<b>Andrzej Pawlik</b>	Dr. Hab., Profesor, Head of the Institute for Entrepreneurship and Innovation, University named after Jan Kochanowski in Kielce, Poland;
<b>Bogoyavlenska Yuliya</b>	Ph.D, Assistant Professor in Economy, Department of Personnel Management and Labour Economics Zhytomyr State Technological University, Ukraine;
<b>Galina Ulian</b>	Professor, Dr. of Economics, Dean of Faculty of Economic Sciences, State University of Moldova;
<b>Natia Gogolauri</b>	Professor, Dr. of Economics, Head of Faculty of Business Sul Khan-Saba Orbeliani Teaching University, Georgia;
<b>Martina Diesener</b>	Professor, Dr. of Economics, Head of Faculty of Economics and Management Science, Universitat Leipzig, Germany;
<b>Olga Chwiej</b>	Associate Professor, Dr. of Economics, freelancer scientist, Poland;
<b>Shaposhnykov Kostyantyn</b>	Professor, Dr. of Economics, Head of Black Sea Research Institute of Economy and Innovation, Ukraine;
<b>Yuliana Dragalin</b>	Ph.D, Dr. of Economics, As. Professor, Dean of Faculty of Economic Sciences, Free International University, Moldova

International Scientific Conference Anti-Crisis Management: State, Region, Enterprise: Conference Proceedings, Part I, November 17th, 2017. Le Mans, France: Baltija Publishing. 172 pages.

2. Матвієнко П.В. Розвиток грошово-кредитних відносин у трансформаційній економіці України: дис. канд. екон. наук: 08.04.01 / Київський національний економічний ун-т. – К., 2004.
3. Савлук М.І. Гроші та кредит: підручник / [М.І. Савлук, А.М. Мороз, І.М. Лазепко] – 6-те вид., перероб. і доп. – К.: КНЕУ, 2011. – 589 с.
4. Активи діючих банків зросли до 1,3 трильйона гривень [Електронний ресурс]. – Режим доступу//: <https://www.epravda.com.ua/news/2017/11/1/630713/>
5. Ризики банківської діяльності. О.А. Чигринець [Електронний ресурс]. – Режим доступу//: <https://www.dspace.nuft.edu.ua/jspui/bitstream/123456789/8131/1/risk.pdf>
6. Банківська система 2015: виклики та перспективи [Електронний ресурс]. – Режим доступу//: <http://www.bank.gov.ua/doccatalog/document?id=14741673>.

**Myroshnychenko Iu. O., PhD (Economics), Associate Professor,**  
**Matvieieva Yu. T., PhD (Economics), Senior Lecturer,**  
*Sumy State University,*  
*Sumy, Ukraine*

## **INNOVATION ACTIVITY AS A FACTOR OF ENSURING THE ECONOMIC SECURITY IN UKRAINE**

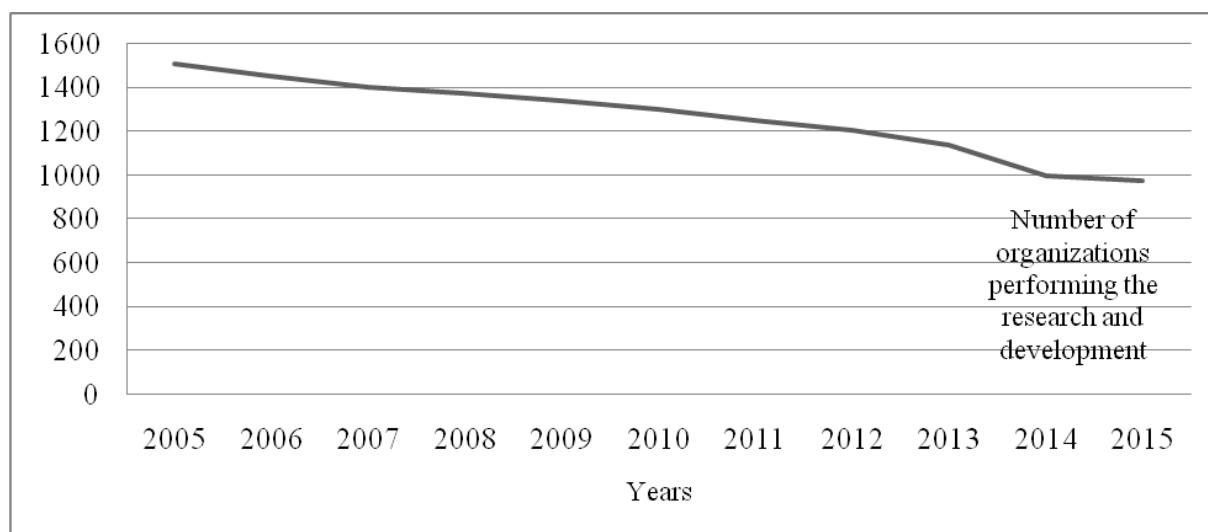
The problem of ensuring the economic security of the country occupies the significant place in the macroeconomic policy of the developed countries of the world. To date, the level of economic security of the country depends on the innovation, activation of innovative activities and modernization in the innovation field. That is why special attention should be paid to the issues related to the research of the country's innovation activity as one of the main factors of ensuring the economic security in Ukraine.

Research in the context of ensuring the economic security of the country on the basis of the use of innovation have been carried out in the works of such scientists as O. V. Bolduyeva, O. S. Bogma, S. L. Vorobyov, T. F. Kutsenko, T. P. Krushelnytska, A. Ye. Nykyforov, O. V. Pabat, S. M. Chystov.

The current state of innovation activity in Ukraine is characterized by many indicators and the most important are as follows: the state of the scientific, scientific and technical base, research institutes, laboratories and organizations; state of higher scientific education; indicators of the number of scientific and technological developments and the value of these developments and their relevance to the needs of the time, scientific and technological progress and the development of world scientific thinking, etc. Thus, according to the latest data of the State Statistical Service of Ukraine, during the period from 2005 to 2015, the number of organizations, performing the research and development decreased by 35%. The decrease took place stage by stage with minor fluctuations. To a large extent, the number of such organizations began to decrease beginning in 2013, Fig. 1.

The level of economic security of the state can be assessed on the basis of using the method of the calculation of the level of economic security of Ukraine, approved by the Ministry of the Economy of Ukraine No. 602 of 02.03.2007, based on a comprehensive analysis of economic security indicators identifying the possible threats to economic security of Ukraine and applied to the integrated assessment of the level of economic security of Ukraine in the economy as a whole and by certain fields of activity [2]. The calculation of indicators for assessing the scientific and technological security of Ukraine

during the period from 2010 to 2015 was carried out according to this methodology that is based on the latest statistical data on scientific and innovative activities (see Table 1).



**Fig. 1. Dynamics of the number of organizations performing the research and development in Ukraine**

(developed according to data of the State Statistics Service of Ukraine [1])

Table 1

**Dynamics of indicators of the state the scientific and technological security of Ukraine**

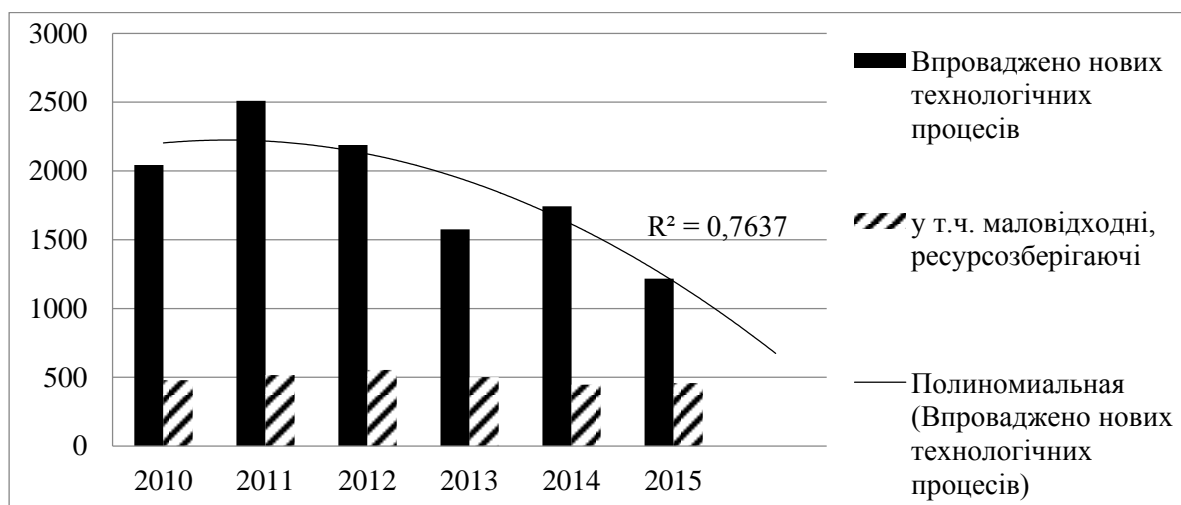
Indicator, measurement unit	Thresh olds	Actual values						The trend of change and values assessment
		2010	2011	2012	2013	2014	2015	
1	2	3	4	5	6	7	8	9
<b>Scientific and technological security</b>								
The share of state budget expenditures on science in GDP, %	no less than 1,7	0,34	0,29	0,33	0,33	0,26	0,21	dangerous zone
Number of the specialists performing scientific and technical work, % to the total number of employed in the economic field of the country (per 1000 people)	no less than 9	4,41	4,18	4,05	4,03	3,84	3,88	dangerous zone
The share of the enterprises implementing innovations in the total number of industrial enterprises, %	no less than 50	11,5	12,8	13,6	13,6	12,1	15,2	dangerous zone
The ratio of the number of implemented industrial property objects (inventions, utility models, industrial designs) to registered ones, %	no less than 90	75	68	61	53	51	55	dangerous zone

1	2	3	4	5	6	7	8	9
The share of implemented innovative products in the total volume of industrial products, %	no less than 5	3,8	3,8	3,3	3,3	2,5	1,4	dangerous zone
Activity change index of creating the samples of new technology, %	no less than 100	103	135	105	85,9	162	73,5	dangerous zone
Activity change index of implementation new types of products, %	no less than 100	86,7	134	105	92,2	116	85,7	dangerous zone
The ratio of the share of fundamental research, applied research, scientific and technical developments, scientific and technical services performed ourselves in the total volume, proportions in%	15:25:60	22:16:61	21:18:61	23:18:59	23:18:59	23:17:60	22:18:60	dangerous zone

(calculated according to the data of the State Statistics Service of Ukraine [1])

As a result of the research, it was determined that the share of expenditures on scientific and technical activities in Ukraine in 2015 remained less than 1% of GDP – knowledge-intensity of GDP was 0.62%, including 0.21% at the expense of the state budget (2014–0.26%). This is the minimum value during the period from 2005 to 2015. This testifies that science losses its ability to perform an economic function.

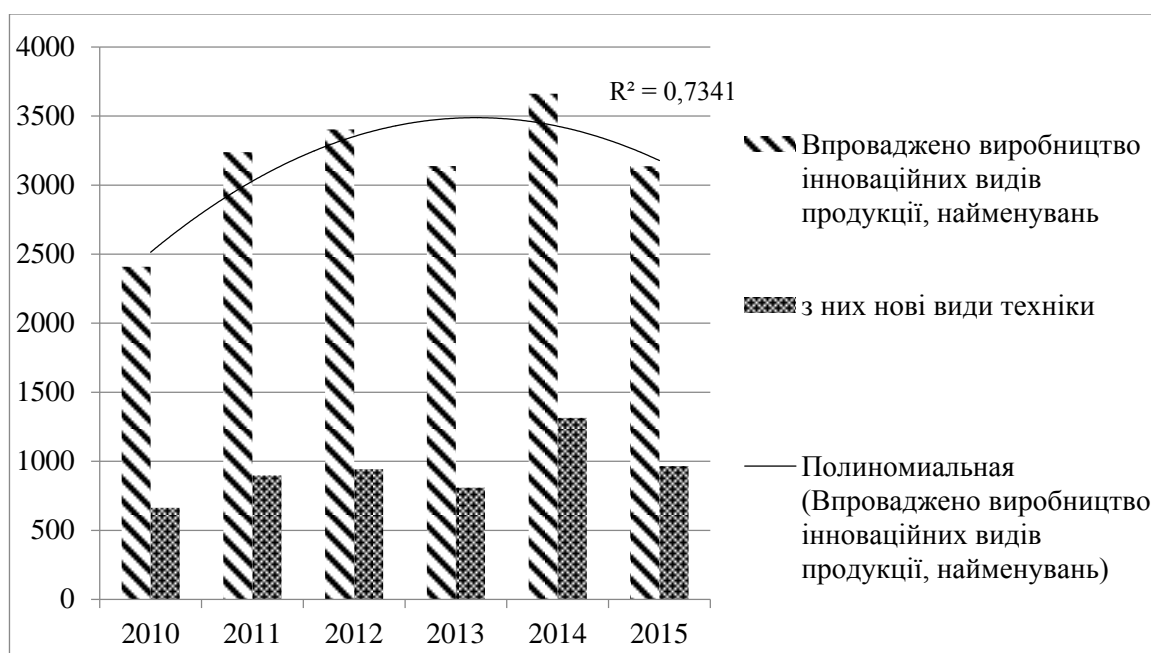
The indicators, that characterize the share of enterprises that implement the innovation in the total number of industrial enterprises, have positive dynamics. However, the share of implemented innovative products in the total volume of industrial products over a studied period of 6 years has negative dynamics. The share of innovative products implemented in the total volume of industrial products decreased by 36.8% from 2010 to 2015, Fig. 2, 3.



**Fig. 2. The dynamics of the implementation of new technological processes, including low-waste, resource-saving ones**

(developed according to the data of the State Statistics Service of Ukraine [1])

Dynamics of activity change indices of creating the samples of new technology and implementation of new types of products has a high magnitude of fluctuations, i.e., it has unsustainable pattern of development.



**Fig. 3. The dynamics of the implementation of production of innovative products, items** (developed according to the data of the State Statistics Service of Ukraine [1])

Thus, while forming and developing the innovative system of Ukraine at the current stage, the priority should be given to the institutional support of the innovation activity, the formation of motivational mechanism for the transition of the real sector of the economy to the innovative development path.

This work was supported by the Ministry of Education and Science of Ukraine (Project No. 0117U003922 “Innovative drivers of national economic security: structural modeling and forecasting”).

#### References:

1. The State Statistics Service of Ukraine. [Electronic resource]. – Available at: <http://www.ukrstat.gov.ua/>
2. The Order of the Ministry of Economic Development and Trade of Ukraine No. 60 of 02.03.2007 “On approval of the methodology of calculating the level of economic security of Ukraine” – Official website of the Ministry of Economic Development and Trade of Ukraine / [Electronic resource]. – Available at: <http://me.kmu.gov.ua/control/uk/index>