



Improvement in Seismic Performance of Building with BRBs

Pawar R. S., Patil, J.*

MIT World Peace University (MIT-WPU), 124, Paud Road, Kothrud, 411038 Maharashtra, Pune, India

Article info:

Received: April 6, 2021
 The final version received: June 7, 2021
 Accepted for publication: June 12, 2021

*Corresponding email:

jagruti.patil@mitwpu.edu.in

Abstract. Buckling restrained braces (BRBs) are a somewhat ongoing improvement in the field of seismic-safe steel structures. Their unmistakable component is the non-clasping conduct regularly accomplished by encasing a steel center in a substantially filled cylinder. However, choices have been proposed. Controlling the support from clasping improves malleability essentially and permits symmetric reaction under pressure or pressure powers. The plan of BRB outlines should consider various explicit issues that are not covered by Indian norms and guidelines. This specific task looks at utilizing BRB inside fortifying of built-up substantial casing developments to meet seismic details dependent on the Indian seismic plan and style code. Flexible reaction range examination just as nonlinear period verifiable past assessment is finished by taking a real designing model which experiences feeble first-floor inconsistency because of extra expansion and heaps of only one story. With all the way to deal with comparable solidness just as removal-based plan technique, clasping limited support factors are reasoned and accordingly are familiar with model BRB in ETABS using plastic wen form. 3 arrangements of clasping limited sections are breaking down alongside normal supports. The relationship in the middle of the fundamental cross piece of customary supports and BRB is concluded because of the definition of computing versatile bearing ability precisely where it's shown that the spot of the run of the mill supports must be 1.25 events that of BRB for guaranteeing the very same by and large execution. The outcome uncovers that Inverted V support design shown much better usefulness over single support just as V support setups just as X support arrangement, however not exhorted by Indian code, is mimicked just as applied to this undertaking and contains exhibited preferred execution moreover some different arrangements. The extra exploration about the practical use of this support is generally suggested. Moreover, under the movement of significant seismic tremors, by nonlinear time chronicled past assessment, clasping controlled supports showed much better usefulness of reinforcing the construction just as success runs over the need for code. Under this specific condition, conventional supports misfortunes their bearing limit because of unnecessary buckling.

Keywords: nonlinear time history analysis; RC frame structure, response spectrum, flexible first story, buckling restrained brace.

1 Introduction

Steel supports have for some time been utilized for both breeze and seismic-safe designs. In the seismic field of utilization, continued locking in pressure is the wellspring of solidarity and solidness debasement. A generally ongoing improvement is the “clasping controlled support” (BRB), an extraordinary kind of support with worldwide clasping restrained by a suitable framework. The evasion of worldwide clasping suggests

pressure power uprooting conduct is the same as the reaction displayed under strain powers.

Tremors bring about monetary misfortunes, notwithstanding misfortunes of lives considering the breakdown of structures. All through a genuine seismic tremor occasion, the essential underlying components as bars just as sections are influenced essentially. An improvement is put through the seismic pattern. An incredible degree of energy is circulated inside the level, and the structure of mischief supported by the construction relies on the scattering of the energy. In this

way, an underlying specialist includes fantastic worry inside planning seismic tremor opposing framework to dissipative force proficiently in the construction.

The principal highlight of an energy dispersal segment is diminishing the harm inside essential underlying parts. Bracings are generally familiar with balance out the system against the sidelong loads made due to wind, seismic tremors, and so forth principal burden to standard propping might be the corruption of support strength under pressure on account of clasping of the entirety of the support. BRB is a decent answer for this specific issue. Clasping a limited supported casing gadget is nevertheless one of these tremors opposing as that is undeniably more compelling than regular concentric supports. 1.2 restrained buckling braces (BRB).

BRBs are a reason as of late accessible headway inside the space of sidelong burden opposing constructions. The central creation of BRB started in the 1980s, just as its evaluation got the site in the profound mid-80. While in the 1990s, it was applied around Japan just as because of its great reaction, this specific mechanical development was moved in the US inside 1998 whose evaluation just as recreation required spot in profound 1999 after which appropriately applied wearing undertakings that are significant just after 2000. In 2000, the absolute first BRB gadget was utilized in North America as a principle parallel opposing project at UC Davis. Figure 1 uncovers the various stages of the improvement of BRB. Wakabayashi, a Japanese designer, first conceptualized the possibility of BRB. The absolute initially clasping controlled support which was involved a dull steel plate sandwiched between substantial built-up boards.

The essential component of BRBs comprises a steel place encased by substantial that is shown in Figure 2. The region in the middle of the cylinder just as support is stacked with a substance-like material, just as an exceptional covering is utilized to hold on the substantial. In this manner here, the help can undoubtedly slide concerning the substantially filled cylinder. The substantial stacked tubing supplies the total control all through cyclic stacking. The essential burden opposing perspective in BRB could be the steel community, and the general clasping on the essential steel is gone against through the limiting component provided by the external panel.

Buckling restrained brace is schematically presented in Figure 1. BRBs offer the following advantages: simple demonstrating of the cyclic conduct of its for inelastic assessment; effective connection to the primary program utilizing a shot or even stuck connection with gusset plates; stable hysteretic conduct just as generous energy dispersal limit; limited affectability to harmless to the ecosystem circumstance changes; design adaptability inside the quantity of similarly strength and solidness of whole underlying arrangement of a development. Also, they do not require the primary establishment and individuals fortifying; they produce inside every pressure and strain; it is easy to embrace for seismic retrofitting.

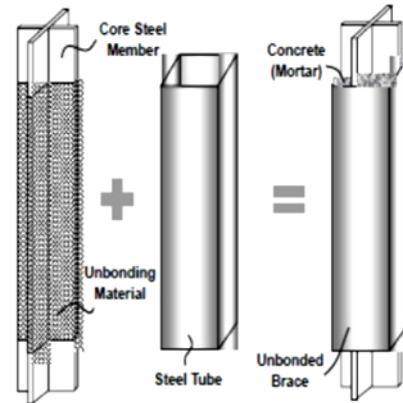


Figure 1 – Schematic of buckling restrained brace

Finally, the BRB activity is like a primary breaker, and through seismic events, harm is concentrated inside the BRB segment. The BRB segment can, without much of a stretch, if necessary, be supplanted following an actual seismic event.

Based on the arrangement used, BRBs will give decreased establishment parcels than comparable shear divider structure strategies.

However, BRBs have some disadvantages: lack of conditions for recognizing just as looking at harmed supports; ductility characteristics unmistakably affected by the math just as material kind on the yielding steel essential fragment.

BRBs have been used on a few sorts of structures like business, medical clinics, retail, vehicle leaves, multi-story private schools, strict fields and arenas, and mechanical and non-building structures.

Buckling restrained braced frames (BRBFs) appeal exceptionally seismic safe primary framework considering the significant proportion between seismic viability and low to medium expense compared with other non-customary energy scattering measures. The adequacy is the moderately high solidness, contrasted and traditional second safe casings, and the huge energy scattering limit, contrasted with old-style concentrically propped outlines.

One deficiency of BRBFs is the penchant for enormous lingering relocations, trademark conduct of any versatile plastic gadget. Be that as it may, adaptable MRFs utilized in mix with BRBFs can give huge post-yield solidness and resulting re-centering capacity.

The detailed study of BRB elements and systems are as follows: experimental and theoretical may be split into research investigations on BRB components, sub-assemblies, and full-scale structure. Several subjects might be recognized within each of the two main subjects, for example:

Experimental tests:

- minimum casing stiffness. This subtopic involves research on the needed minimum casing stiffness. This subtopic includes the intensity and distribution of forces transferred from the steel core to the casing;

– low cycle fatigue and deformation capacity. This subtopic entails determining the ductility capacity for various cyclic loading histories;

– connections. This subtopic entails determining how the strength and flexibility of connections between braces and neighboring frame parts may affect the overall system's seismic performance;

– the effect of an unbonding layer or void. This subtopic investigates how different steel core-casing interfaces affect brace performance.

Numerical studies:

– seismic performance of frames with BRBs. Numerical investigations of the overall seismic performance of frames with BRBs are included in this subtopic. The ductility and energy dissipation demands for BRBs, as well as the force demands for non-dissipative parts and connections, are all statistically evaluated;

– BRB finite element models. This subtopic entails the creation of finite element models that reproduce experimentally observed behavior.

A few theoretical studies have been conducted in the recent decade to examine the seismic performance of steel buildings equipped with BRBs. BRBs are prone to rather substantial residual drifts and plastic deformation demand concentration at one or a few storeys. The low post-yield rigidity of BRBs is to blame for these flaws. We propose developing dual systems with BRBs and moment-resistant frames (MRFs), which give some post-yield rigidity (thus re-centering capacity). The determination of the highest predicted ductility demand for braces is another critical aspect that has been addressed via numerical simulation. Maximum ductility requirement values up to 26 were calculated using six ground motions scaled to the maximum predicted design intensity (i.e., 1.5 times larger than the design level intensity).

Many existing RC buildings and Steel Frames do not fulfill current seismic code lateral strength standards, making them vulnerable to considerable damage in the case of a future earthquake. Nonlinear time history analysis was used to evaluate a steel moment-resisting frame (SMRF). Energy dissipating devices (EDD) were used to strengthen the lateral strength of the building. These devices might be used alone or in combination. The restrained buckling braces (BRB) are effective at all levels of seismic study, considerably improving the RCC and steel frame performance.

Buckling Restrained Braces (BRB) are ongoing created underlying framework which has a steady energy dissemination property. The real benefit of BRB is its capacity to yield both pressure and pressure without clapping, in this way getting a steady hysteresis circle. The BRB support set in a concentric edge is named as BRBF framework. Clapping limited supported edges (BRBFs) are an exceptionally alluring seismic safe underlying framework due to the significant proportion between seismic adequacy and low to medium expense compared with other non-ordinary energy dissemination measures.

The objectives of the study are as follows:

1) looks at how BRB can be used to enhance reinforced concrete frame structures to meet seismic requirements;

2) conduct a structural analysis using Etabs software if the materials are found to be acceptable.

3) by analyzing all of the data, recommending the use of the content inside earthquake-resistant structures. By performing nonlinear historical research, you can save time and money.

2 Literature Review

A literature review presented below summarizes the various works done by different scholars and researchers on BRB.

According to the author, Baca et al. [1] stated that control of vibrations and damage in classic reinforced concrete (RC) buildings during earthquakes is problematic. It necessitates the adoption of novel techniques to improve the seismic behavior of concrete structures. To achieve this goal, we develop RC buildings with buckling restrained braces (BRBs) in this work. For this aim, three traditional RC framed structures with 3, 6, and 9 story levels are designed using the well-known technique no dominated sorting genetic algorithm (NSGA-II) to reduce the cost and maximize the seismic performance. Equivalent RC buildings are designed but including buckling restrained braces. Both structural systems are subjected to several narrow-band ground motions recorded at soft soil sites of Mexico City scaled at different levels of intensities in terms of the spectral acceleration at the first mode of vibration of the structure. Incremental dynamic analysis, seismic fragility, and structural reliability in terms of the maximum inter-story drift are computed for all the buildings. For the three selected structures and the equivalent models with BRBs, it is concluded that the annual rate of exceedance is significantly reduced when BRBs are incorporated. As a result, compared to ordinary reinforced concrete buildings, the structural reliability of RC buildings with BRBs performs better. The usage of BRBs is a good alternative for improving the strength and seismic behavior of RC buildings subjected to strong earthquake ground vibrations, and hence the structural reliability of these structures.

Li et al. [2] resulted that damage to a concrete wall generated by a major earthquake is typically concentrated near the bottom of the wall, posing a serious threat to the steel-concrete hybrid structure's safety and making earthquake rehabilitation extremely difficult. A steel-concrete hybrid structure with buckling restrained bracing is built and tested on a shaking table at a size of 1/10 in this study. The mechanical properties of the BRBs are acquired through a static reacting to stacking test. The unique properties and seismic reaction of the steel-substantial half and half design with BRBs are acquired through shaking table tests. Results show the following:

– the energy dispersal limit of the BRBs is generally excellent, and none of the BRBs clasp during the shaking table tests;

– the steel shafts and segments are fundamentally in a flexible state;

– every break on the substantial divider are miniature breaks, which are broadly disseminated in floors 1–8 of the substantial dividers;

– the most extreme bury story float point arrives at 1/40, which demonstrates that the malleability of the steel-substantial mixture structure is incredible.

Finally, BRBs can increase the seismic performance of steel-concrete hybrid structures significantly.

Patil et al. [3] obtained that BRBs allow for extremely high compression strength in this material. The effective length of the core can be deemed zero because there is no change in available material strength owing to instability. The brace can achieve high ductility by restricting inelastic behavior to axial yielding of the steel core. In this way, the hysteretic execution of these supports is like that of the material of the steel center. Supports with center materials that have huge strain solidifying will display strain solidifying. Since the strains are not amassed in a restricted locale like a plastic pivot, the supports can disseminate much energy. Testing has set up the supports low-cycle exhaustion life; this limit is well in abundance of requests set up from unique nonlinear examination. Such examinations likewise show that utilizing supports with this kind of hysteretic conduct prompts frameworks with incredible execution. Floats are required to be essentially lower than the mainly concentric propped outline (SCBF) due BRBs conduct. BRBFs reaction to seismic stacking gives a lot higher certainty level in a sufficient execution than the conduct of concentrically supported edge (CBF). Scientific investigations of the reaction of BRBF additionally have been utilized to appraise the most significant flexibility requests on BRBs. BRBs should be planned and itemized to oblige inelastic mishappenings without allowing bothersome methods of conduct, like unsteadiness of the support or direction of the non-yielding zones of the center on the sleeve.

Alborzi et al. [4] stated that a buckling-restrained brace (BRB) is a type of bracing system that has an appropriate energy dissipation behavior and does not buckle when subjected to compression pressures. However, because of the BRBs' low post-yield stiffness, significant residual deformations are observed in intense ground vibrations. The seismic presentation of a cutting-edge sidelong burden opposing framework known as the mixture BRB and its traditional partner is evaluated and thought about in this paper. Various plates with various pressure strain conduct are utilized in the center of this new imaginative framework, and this is its distinction with the existent BRBs. Nonlinear static and gradual unique examinations are done for three structure outlines with various primary statures, which utilize traditionally and a half and half BRB frameworks. The FEMA P695 far-field tremor recordset was embraced in various risk levels to do reaction history investigations. The half breed

BRBs are displayed to have predominant seismic execution in examination with the traditional frameworks dependent on the reaction change factor and the harm measures, including lingering removals and between story float proportions

Ozcelik et al. [5] presented a trial examination of (BRBs) with new end limitations and packaging individuals (CMs). The part tests for ten BRBs with CMs comprising of cement-filled steel tube (unbounded), plain concrete, plain cement wrapped with Fiber-Reinforced Polymer (FRP), supported concrete, and a developed segment was tried up to a center plate (CP) strain of 2 %. In unbounded BRBs, an excessive part usually is accessible on the CP. This part might be a contender for clasping during cyclic trips. Henceforth the two finishes of the BRBs at the over-the-top piece of the CP should be controlled even more viably. The developments of BRBs in the current examination were that extra end restrictions were added at the intemperate aspect of the CP at the two finishes, separation material was utilized, and a more efficient CM was utilized. These new end restrictions comprised empty steel areas and steel plates welded to one another and connected to the CM. The testing of the further developed BRBs showed that the cyclic presentation of the BRBs was good up to a CP strain of 2 %. The energy scattering limit of the BRBs was discovered to be essentially reliant upon pressure strength change factor and strain solidifying change factor. Therefore, the further developed BRBs with adequate firmness to oppose out-of-plane clasping at the two closures have satisfactory cyclic execution as per the test outcomes. Besides, the association subtleties, particularly slip basic, segregation materials, and their application procedures, have also been examined for the further developed BRB plan in this investigation.

Nassani et al. [6] presented an examination of the seismic reaction of steel outlines is completed utilizing various kinds of propping frameworks to be specific X braced outlines, V supported edges, modified V supported frames, Knee propped edges, and zipper propped outlines. The steel outlines are displayed nonlinear static, and dynamic investigation is completed in four diverse tallness levels. The casings comprise three inlets, and steel supports were embedded in the center sound of each edge. The underlying reactions of casings are concentrated to limit bend, float proportion, worldwide harm list, base shear, story removals, rooftop uprooting time history, and plastification. The outcomes showed a decent improvement in the seismic opposition of edges with the fuse of propping. The outcomes uncovered that the supporting components were highly successful in lessening floats since the decrease of bury story floats for unbraced edges was on the standard 58 %. Additionally, steel supports impressively decreased the worldwide harm record.

Hamdy et al. [7] assessed the seismic updating of a 6-story RC building utilizing single corner to corner clasping limited supports. Here seismic assessment study is done utilizing static weakling examination and time history investigation. Ten ground movements with

various PGA levels are utilized in the investigation. In addition to one standard deviation upsides of the rooftop float proportion, the most extreme story float proportion, the support pliability factors, and the part strain reactions are utilized as the reason for the seismic exhibition assessments. The outcomes got in this investigation show that fortifying RC structures with clasping controlled supports is a proficient method as it essentially expands the PGA limit of the RC structures. The increment in the PGA limits the RC working with the expansion in the measure of the supports

Guerrero et al. [8] proposed a strategy for starter Performance-Based Seismic Design (PBSD) of low-ascent structures gave Buckling Restrained Braces (BRBs). It is accepted that an edge structure secured with BRBs, named as a double construction, is reasonably addressed by a double single-level of opportunity (SDOF) oscillator whose parts yield at various removal levels. The definition of the strategy is introduced for SDOF structures. Here this improvement is approved utilizing a contextual analysis model. Correlation of the reactions among traditional and double constructions shows that, when planning double constructions, the regular act of utilizing customary plan spectra may prompt one-sided plans. One of the primary benefits of the technique is that, during its application, data valuable for primer and fast evaluation of designs are produced, working with the use of the PBSD reasoning. A contextual investigation model is directed to show its materialness and its potential for the actual appraisal of constructions. Here the principal limit is that this strategy is substantial for low-ascent standard structures with unbending in-plane stomachs and whose unique reaction is constrained by their primary vibration method.

Hosseinzadeh et al. [9] obtained that all-steel clasping limited supports (BRBs) are a recently evolved principal variety is that here common BRBs attributes, for example, weight and restoring of center mortar are upgraded. In these examinations, finite element (FE) models of all steel BRBs with changed calculations were exposed to cyclic investigations. The agreeable support calculations that limited the flimsiness of the center segment while boosting the energy scattering limit were then recognized. Bilinear FE-determined spine bends of the chosen BRBs were utilized in the delegate support components to retrofit three 4-, 8-, and 12-story outlines. The upsides of these supports were featured by drawing execution correlations against customary supports. Nonlinear static and dynamic reactions of the casings with all-steel BRBs were also surveyed as far as boundaries, such as the most significant inelastic disfigurement interest.

Bai et al. [10] examined that an exhibition-based plastic plan (PBPD) strategy for the double arrangement of clasping limited propped supported substantial second opposing casings (RC-BRBFs) is created. The trilinear power deformity relationship of the double RC-BRBF framework was approximated as the bilinear limit bend to infer the yield removal. The plan base shear was resolved dependent on the energy balance condition, which

represented the energy dissemination limit evaluated by the Large Takeda model. The plastic plan technique was introduced to determine the part interior powers.

Patil et al. [11] substantiated that nonlinear time history analysis was used to examine a modified steel moment-resisting frame (SMRF). The basic bare SMRF was first lowered in strength and then increased by installing passive energy dissipation devices (EDDs) to build a modified frame. Both rate-dependent and rate-independent devices are included in passive EDDs. A rate-dependent device is a viscous fluid damper (VFD), whereas a rate-independent device is a buckling-restrained brace. The use of these devices, either alone or in combination, improved the lateral strength of the structure. For incremental dynamic analysis, seven scaled time-history records were used. The lateral displacement profile of the skyscraper demonstrates the stiffness influence on the stories. The VFD was proven to be an effective EDD since it increased the frame's performance at all stages of seismic analysis.

Atlayan et al. [12] presented another underlying steel framework called half and half clasping limited propped outline (BRBF). The "half breed" term for the BRBF framework comes from the utilization of various steel materials, including carbon steel (A36), superior steel (HPS), and low yield point (LYP) steel in the center of the support. In this examination Variety of BRBF models are investigated with nonlinear static sucker, and nonlinear gradual unique examination and correlation is completed with seismic conduct of standard and crossover BRBF frameworks. Results show that Hybrid BRBF frameworks are displayed to have a considerable improvement over standard BRBF frameworks as far as different harm measures remembering a considerable decrease for the risky leftover removals of the standard BRBFs.

Finally, Gua et al. [13] showed the determination of reaction sensitivities for a hysteretic model explicitly produced for clasping limited supports (BRBs) to give a device that can be utilized to assess the impact of BRB constitutive boundaries on underlying reaction just as a device in angle-based strategies in primary streamlining, underlying unwavering quality investigation, and model refreshing. A contextual investigation comprising of a steel outline with BRBs exposed to seismic info is accounted for to represent the impact on worldwide and neighborhood primary reaction amounts of the BRB constitutive boundaries. Likewise, the inferred reaction sensitivities are utilized in a mimicked limited component model refreshing issue to show the productivity of DDM over FDM.

This work opens the best approach to numerous applications and possibilities, for example, affectability examination of complex BRB plan arrangements, execution-based determination of ideal BRB properties, improvement and utilization of advancement-based plan techniques.

3 Research Methodology

3.1 Engineering case study

A flowchart of the research methodology is presented in Figure 2.

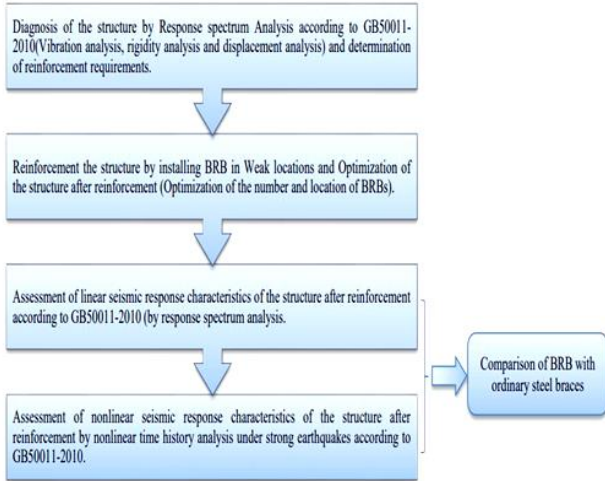


Figure 2 – The flowchart of the research methodology

The basis for this project is a three-story reinforced concrete frame building (Figure 3) with a height of 16.5 m, which was completed in 2008.

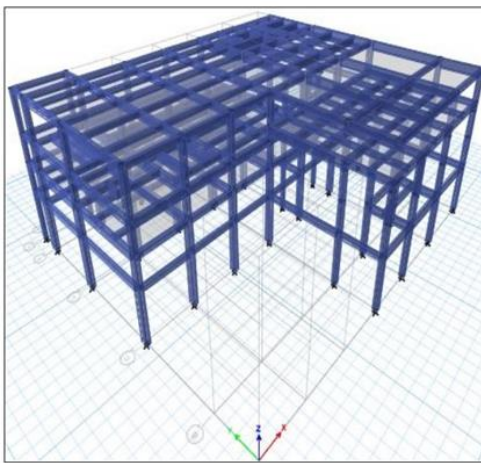


Figure 3 – Engineering model (ETABS)

The structure was built under Indian regulations. After construction, a large machine was installed on the rooftop that had not been anticipated during the analysis and design stage, and another floor was built to cover the machine, necessitating rechecking and strengthening the original structure against new loads. The building is in seismic fortification intensity of 7, and seismic acceleration of the building's 0.1g and the structural design service life is 50 years. The structure has a seismic fortification intensity of 7 and a seismic acceleration of 0.1 g, and the building's structural design service life is 50 years. The building comprises columns and beams of various sizes, with the most significant columns

measuring 700 mm and the most significant beam being 350–950 mm, and the slab measuring 200 mm. All parameters from engineering drawings are considered when modeling the structure, which is made entirely of M30 concrete.

3.2 Structural diagnosis of engineering model

ETABS software calculates maximum displacement, maximum drifts, and frame stiffness utilizing response spectrum analysis of the engineering model. The highest displacement is on the last level, as shown by three modal shapes: translation in X direction (Figure 4 a), translation in the Y-direction (Figure 4 b), and rotation (Figure 4 c).

Table 1 – First three modal periods

Mode	1	2	3
Period, s	0.866	0.748	0.700

The period ratio of the structure is 0.8 and meets the vibration requirements. The story displacement results (Table 2), maximum story drift (Table 3), the frame stiffness (Table 4), and inverted V BRB (Table 5) frame are shown below.

Table 2 – Maximum story drift

Story	Elevation, m	Location	X-Dir, mm	Y-Dir, mm
4	16.5	Top	19.185	15.041
3	12.0	Top	16.620	13.066
2	9.0	Top	12.671	10.851
1	5.8	Top	9.569	7.365
Base	0.0	Top	0.000	0.000

Table 3 – Story displacement

Story	X-Dir, mm	Y-Dir, mm	GB50011-2010
4	0.0006	0.0005	“conform”
3	0.0019	0.0014	“not conform”
2	0.0018	0.0013	“conform”
1	0.0015	0.0013	“conform”
Base	0.0000	0.0000	–

Table 4 – Frame stiffness

Story	X-Dir, 10 ⁸ N/m	Y-Dir, kN/m	GB50011-2010
4	3.51	4.53	“conform”
3	3.26	4.57	“conform”
2	3.41	4.73	“conform”
1	2.23	3.12	“weak 1st story”
Base	0.00	0.00	–

Table 5 – Frame stiffness

Model	Single BRB	X BRB frame	Inverted V BRB Frame
1	0.498	0.415	0.480
2	0.468	0.401	0.438
3	0.356	0.3000	0.330

Weak areas are identified by comparing the results to the “Code for Seismic Design of Buildings” GB50011-2010, which states that the maximum drift ratio must be less than 1/550, the maximum period ratio must be less than 0.9, and the storey stiffness of the floor must not be less than 70 % of the upper floor stiffness and 80% of the average of all above floors). The modal results (Table 1, Figure 4) reveal that the building complies with the code’s vibration criteria.

According to the elastic response spectrum analysis results, the frame construction will have a weak first storey, which will result in concentrated deformation of

the first storey with horizontal stiffness that does not meet Indian standards. This is because the first level lacks appropriate lateral bearing features due to the structure's planned usage.

Furthermore, the third storey does not meet the standard's criterion for elastic storey drift, causing the building to fail before reaching the elastic-plastic stage. This is due to the added load and one storey, increasing the total mass.

As a result, reinforcement of the frame structure is required to improve the stiffness of the flexible floor and reduce the structure's lateral displacement.

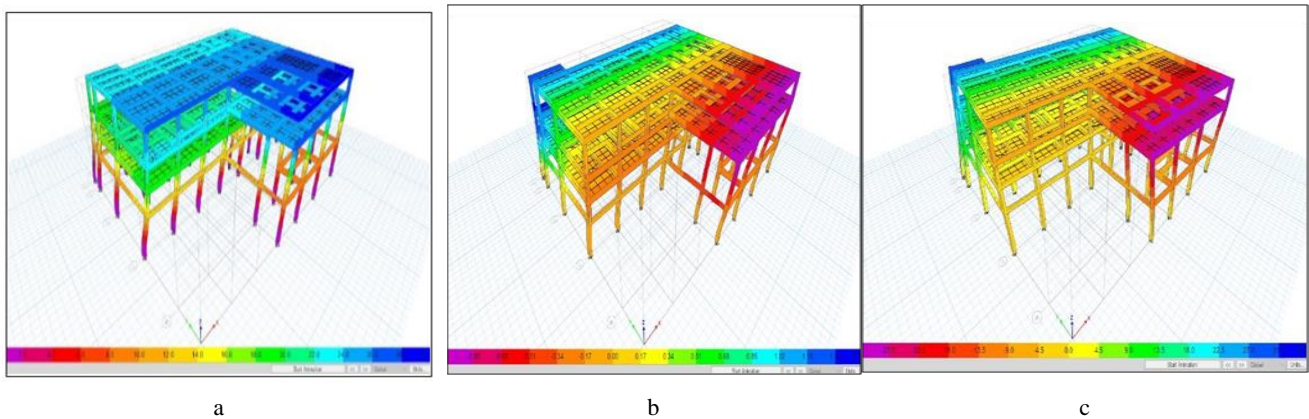


Figure 4 – 1st (a), 2nd (b), and 3rd (c) vibration modes, respectively

4 Results and Discussion

The response characteristics of the strengthened building were determined using response spectrum analysis under the identical stress conditions as the original frame.

For both models, including strengthened and original frames, there is a continual vibration of the structure. The vibration time of a single brace plan, on the other hand, is longer than that of other methods.

All the models are subjected to a linear time history analysis utilizing the direct linear technique of integration with the Hilber Hughes Taylor method in the x-direction. Figure 5 depicts the utilization of ground motion data.

The overall stiffness of the structure improved by BRB has increased, while the vibration period has decreased (Figure 6).

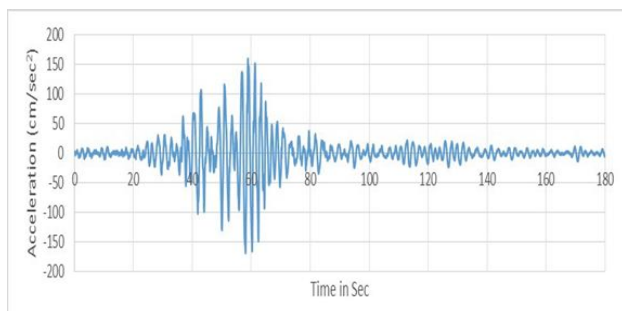
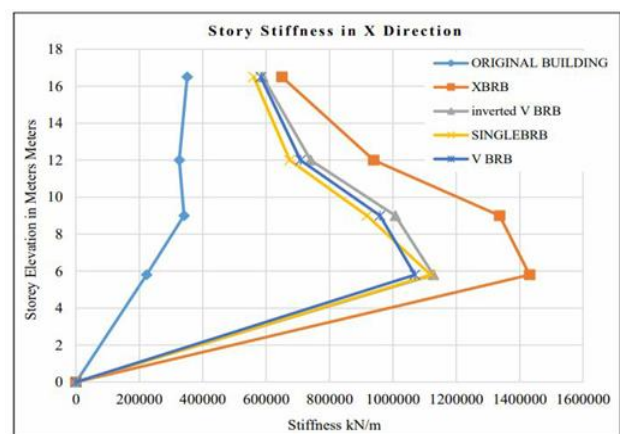
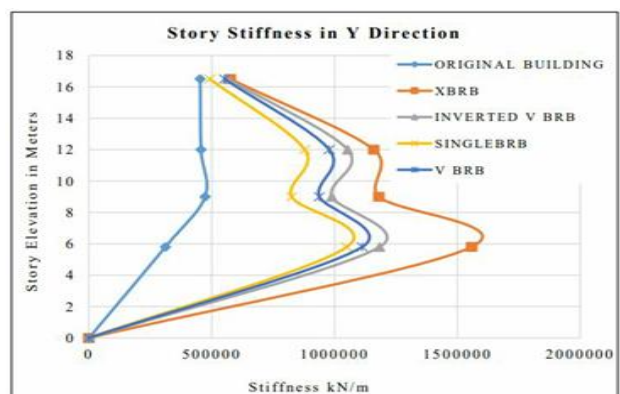


Figure 5 – Ground acceleration time history



a



b

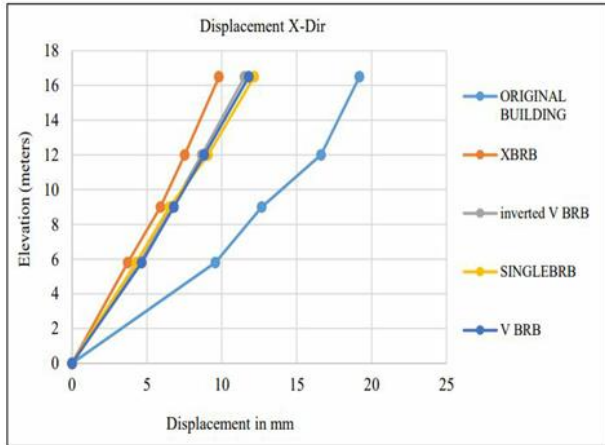
Figure 6 – Stiffness of original (a) and strengthened (b) buildings

The period ratios of both the X and V BRB schemes are less than 0.9, satisfying the requirement that the structure's torsional stiffness be less than its lateral deformation stiffness.

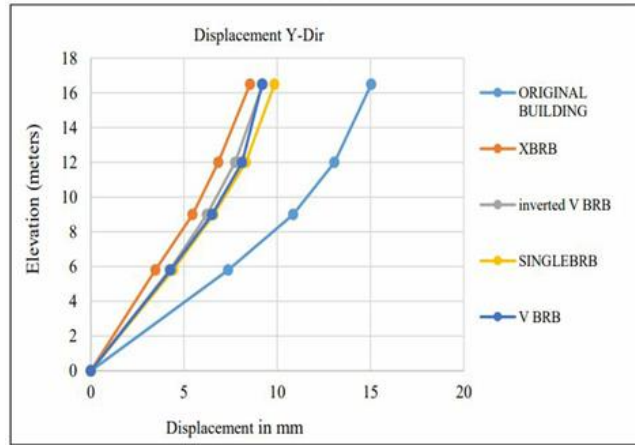
Compared to other configurations, the X-direction stiffness (Figure 6 a) and Y direction stiffness (Figure 6 b) of the frame structure enhanced by X BRB configurations have substantially risen.

The findings reveal that the four BRB configurations strengthened the structure while still adhering to the Indian design code.

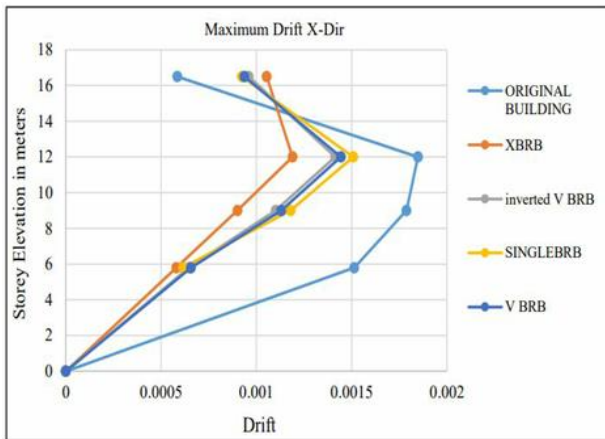
Compared to other configuration types, the lateral displacement of the reinforced concrete frame structure enhanced by X BRB (Figure 7) drops the most.



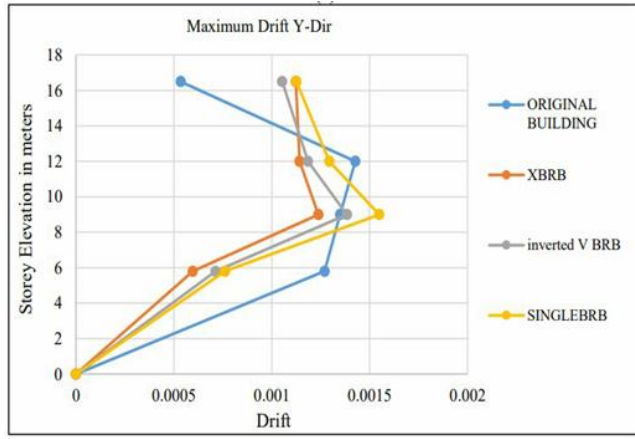
a



b



c



d

Figure 7 – Maximum floor displacement (a, b) and drift ratio (c, d) of original (a, c) and strengthened (b, d) buildings

Furthermore, a single BRB strengthened frame has a higher drift ratio, implying that, while all BRB reinforcement configurations comply with the standard, a single BRB reinforced frame is not a good choice compared to others.

Under frequent earthquakes, the inter-story drift ratio of reinforced concrete frame structures shall not exceed 1/550 (approximately 0.0018), according to the Indian seismic code for buildings. It can be observed in Figures 7 c–d that the drift ratio of the strengthened building fits the requirements. The structure strengthened by X, V, and single BRB meets the criteria of the appropriate design parameters, with the minimum drift ratio for the X BRB configuration. The stiffness of the frame reinforced by a single brace configuration is lower than that of other configurations, implying that the single brace still has the advantage of a minor increase in the

stiffness of the frame structure after reinforcement compared to other configurations. This single BRB layout may be advantageous for the tallest building when the topmost floors must be fortified to lessen the seismic effect of the enhanced structure

The bearing capacity of ordinary braces is determined by:

$$N_b = \frac{\phi Af}{1 + 0.35\gamma_n}, \quad (1)$$

and that of BRB is determined by $Nb = 0.9Afy$.

where ϕ – stability coefficient of compression members; Af – the cross-section area of the brace; γ_n – adjusted slenderness ratio of the brace:

$$\gamma_n = \left(\frac{Y}{\pi}\right) \sqrt{\frac{f_{ay}}{E}}; \quad (2)$$

f_{ay} – the steel’s yield strength; E – the steel’s elastic modulus.

In the plan of standard support, the steadiness coefficient and slinness proportion are basic. As indicated by GB50017-2003, the steadiness coefficient for class an and class “b” FE500 steel is not exactly or equivalent to 1. When a similar steel material and comparing regions are utilized for both standard and clasping limited supports, the bearing limit of the clasping-controlled support will be more noteworthy than that of the standard support, as indicated by the two flexible bearing limit equations. By comparing the two

bearing limit equations, accepting a similar material is utilized for both clasping controlled supports and BRB, and taking the most extreme worth of the security coefficient, the necessary space of customary support to accomplish a similar bearing limit as BRB is discovered to be 1.215 occasions that of BRB.

The results in Figure 8 show that when subjected to small earthquakes, the reinforced concrete frame with standard braces meets displacements (Figure 8 a–b) and maximum drift ratio (Figure 8 c–d) requirements for the Indian building seismic code.

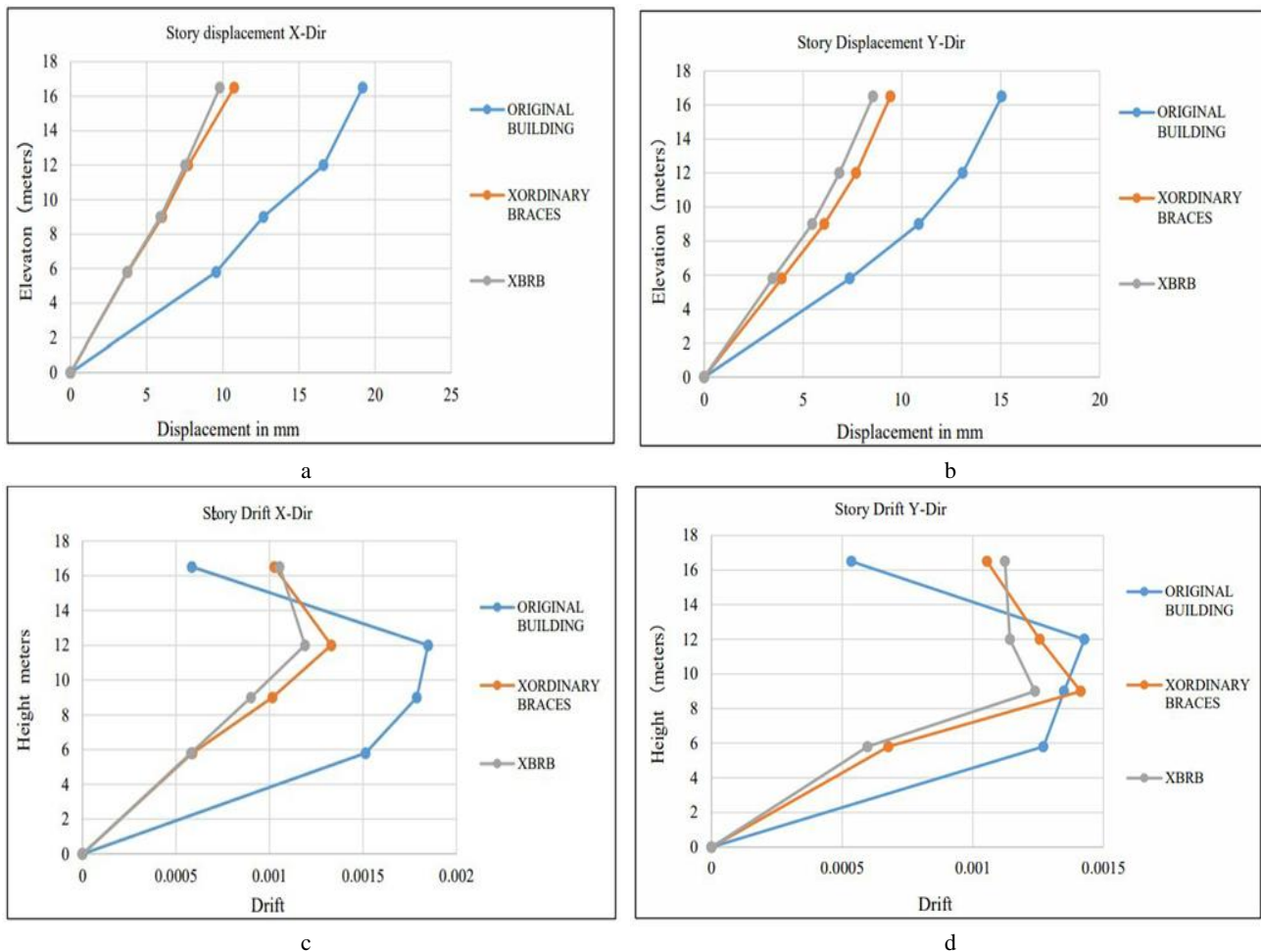


Figure 8 – Stiffness of original binding and strengthened building by ordinary braces and BRB

Ordinary braces with the same configuration (X type), material, and dimensions as BRB are installed at the exact location in reinforced concrete frame construction as BRB to effectively compare the two types of braces’ seismic effect.

Both the frame structure strengthened by ordinary braces and the BRB brace meet the specification’s interlayer displacement requirements, but the drift for the structure strengthened by ordinary braces is greater than the drift for the BRB brace (Figure 4.4.c, d). Because the project examines identical cross-section areas, this is the case.

Because all braces are designed to remain elastic during mild earthquakes, conventional braces with Indian requirements will have a greater area and higher stiffness than BRB, resulting in a lower drift ratio and building horizontal displacement than BRB.

Because the larger cross-section area of a conventional brace is expensive, it may be recommended when project cost is not considered.

When just unbending nature and bearing limit are required, both BRB and standard supports can be used. Anyway, the previous is more financially savvy while the last has a superior inflexibility sway

The structure reaction is accepted to react in a solely flexible way during versatile reaction range investigation. However, because of the mathematical nonlinearity of the structure, material nonlinearity of some primary individuals, and reasonable seismic nonlinearity practices of some underlying individuals. It is helpful to perform a non-direct reaction range examination.

The nonlinear time history examination of the fortified structure under solid tremors is inspected in this investigation.

According to the Code for Seismic Design of Buildings in India, the genuine five severe earthquake recordings and two synthetic earthquakes were chosen based on building sites and design earthquakes grouping.

The spectral features of the selected seismic waves were as close as possible to the building site's characteristic period, and the seismic waves' duration was chosen in line with the code.

The reinforced structure's earthquake resistance was evaluated, and the joint displacement, acceleration, and base shear of the two types of braces were compared.

Figure 9 presents the time history results of building strengthened by BRB and by ordinary braces.

The results show that under rare earthquakes, the base shear (Figure 9 c), peak acceleration (Figure 9 b), and peak displacement time history (Figure 9 a) of BRB structure are smaller than those of ordinary braces. The restrained buckling braces provide an additional damping ratio for the structure, which reduces the displacement response of the structure under earthquakes and reduces the damage of the main structure caused by earthquakes.

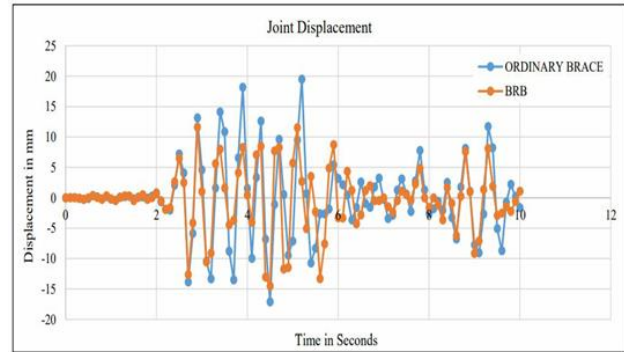
5 Conclusions

According to Indian seismic design requirements, both restrained buckling braces and regular braces can be employed to strengthen reinforced concrete frame structures under the action of mild earthquakes, according to the results of elastic response spectrum analysis. This is since typical bracing will not buckle during mild earthquakes. When comparing the stiffness performance of standard braces with BRB braces, ordinary braces will require a larger cross-section area than BRB braces.

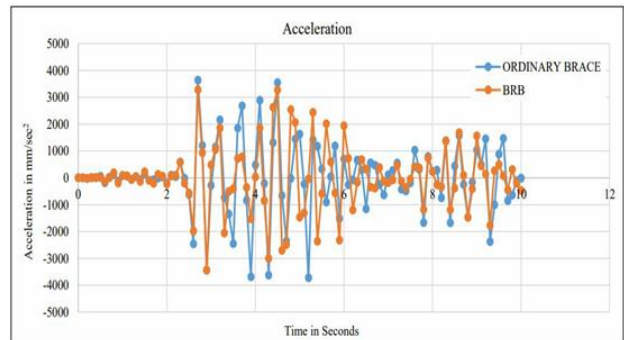
Regular braces fail more frequently due to excessive buckling, whereas buckling restricted braces remain stable, as seen by the superior performance of the frame structure constrained by buckling restrained braces compared to that of ordinary braces are not a safe option for bracing concrete frame constructions in areas where significant earthquakes are forecast.

Different BRB configurations are investigated. The results demonstrate that inverted V buckling restrained braces perform better than V BRB. This is because while

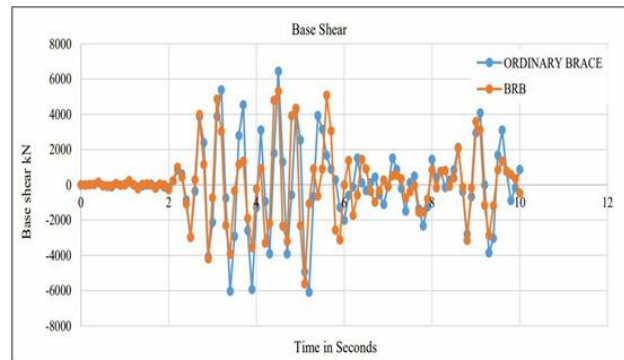
one member is under tension, another is under compression, and the force is directly passed to the column of the next lower floor in an inverted V brace. However, in the case of a V brace, the load will be passed to the beam and then to the column, affecting the bearing capacity.



a



b



c

Figure 9 – Time history results of building strengthened by BRB and by ordinary braces

References

1. Baca, V., Bojórquez, J., Bojórquez, E., Leyva, H., Reyes-Salazar, A., Ruiz, S. E., Formisano A., Palemon, L., Chavez, R., Barraza, M. (2021). Enhanced seismic structural reliability on reinforced concrete buildings by using buckling restrained braces. *Shock and Vibration*, Vol. 2021, 8816552, doi: 10.1155/2021/8816552.
2. Li, L., Li, G., Zhou, T. (2020). Experimental study on the seismic behavior of a steel-concrete hybrid structure with buckling restrained braces. *Advances in Civil Engineering*, Vol. 2020, 9232138.
3. Patil, D. V., Deshmukh, C. M., Kadam, S. S. (2019). Comparative study of conventional braces and buckling restrained braces in steel frame structure. *International Journal of Engineering Research and Technology*, Vol. 8(11), pp. 739–743.
4. Tahghighi, A. M. H., Azarbakht, A. (2019). Numerical comparison of the efficiency of conventional and hybrid buckling-restrained bracing for seismic protection of short-to-midrise steel buildings. *International Journal of Advanced Structural Engineering*, Vol. 11, pp. 439–454.
5. Ozcelik, R., Dikiciasik, Y., Erdil, E. F. (2017). The development of buckling restrained braces with innovative end restrains. *Journal of Constructional Steel Research*, Vol. 138, pp. 208–220.
6. Nassani, D. E., Hussein, A. K., Mohammed, A. H. (2017). Comparative response assessment of steel frames with different bracing systems under seismic effect. *Structures*, Vol. 11, 229–242.
7. Abou-Elfath, H., Ramadan, M., Alkanai, F. O. (2017). Upgrading the seismic capacity of existing RC buildings using buckling restrained braces. *Alexandria Engineering Journal*, Vol. 56, pp. 251–262.
8. Guerrero, H., Ji, T., Teran-Gilmore, A., Escobar, J. A. (2016). A method for preliminary seismic design and assessment of low-rise structures protected with buckling restrained braces. *Engineering Structures*, Vol. 123, pp. 141–154.
9. Hosseinzadeh, S., Mohebi, B. (2016). Finite element analysis seismic evaluation of all-steel buckling restrained braces. *Journal of Constructional Steel Research*, Vol. 119, pp. 76–84.
10. Bai, J., Ou, J. (2016). Earthquake-resistant design of buckling-restrained braced RC moment frames utilising performance-based plastic design method. *Engineering Structures*, Vol. 107, pp. 66–79.
11. Patil, H. R. M., Jangid, R. S. (2015). Numerical study of seismic performance of steel moment-resisting frame with buckling-restrained brace and viscous fluid damper. *The IES Journal Part A: Civil and Structural Engineering*, Vol. 8(3), pp. 165–174, doi: 10.1080/19373260.2015.1038862.
12. Atlayan, O., Charney, F. A. (2014). Hybrid buckling-restrained braced frames. *Journal of Constructional Steel Research*, Vol. 96, pp. 95–105.
13. Gua, Q., Zona, A., Penga, Y., Dall'Asta, A. (2014). Effect of buckling restrained brace model parameters on seismic structural response. *Journal of Constructional Steel Research*, Vol. 98(1), pp. 100–113.